

Peter Is Free



completed craft

What we Need

- tape or glue
- scissors
- Rhoda, Peter, and flower stickers from center insert, Wk. 9
- door, p. 25

We Make a Craft

- Write name on back.
- Cut along solid line.
- Cut out door.
- Add Rhoda, Peter, and flower stickers.
- Fold along dotted line on door.
- Tape or glue door to picture.


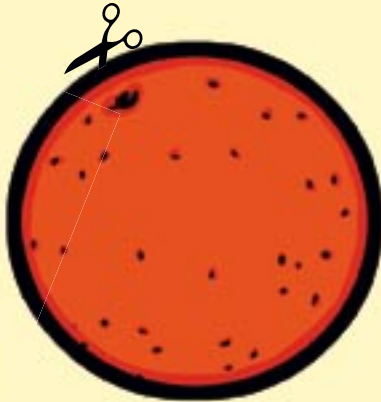



We should pray for our friends.



Thanksgiving Cornucopia

Continued—Cornucopia Fruit



Peter Is Free

Continued—Wk. 9 craft

